

# PUCEM TF

## Packaging:

**4 components**

**Component A: 2,5 kg Resin**

**Component B: 2,7 kg Hardener**

**Component C: 13 kg Filler**

**Component D: 0,3 kg Pigment Paste**

**Total set: 18,5 kg**

## Properties:

- **High Chemical resistance**
- **Flexural Strength > 18 N/mm<sup>2</sup>**
- **Compressive Strength > 50 N/mm<sup>2</sup>**
- **Temperature resistant**
- **Slip resistance R 11**
- **Abrasion resistance**

## Explanation:

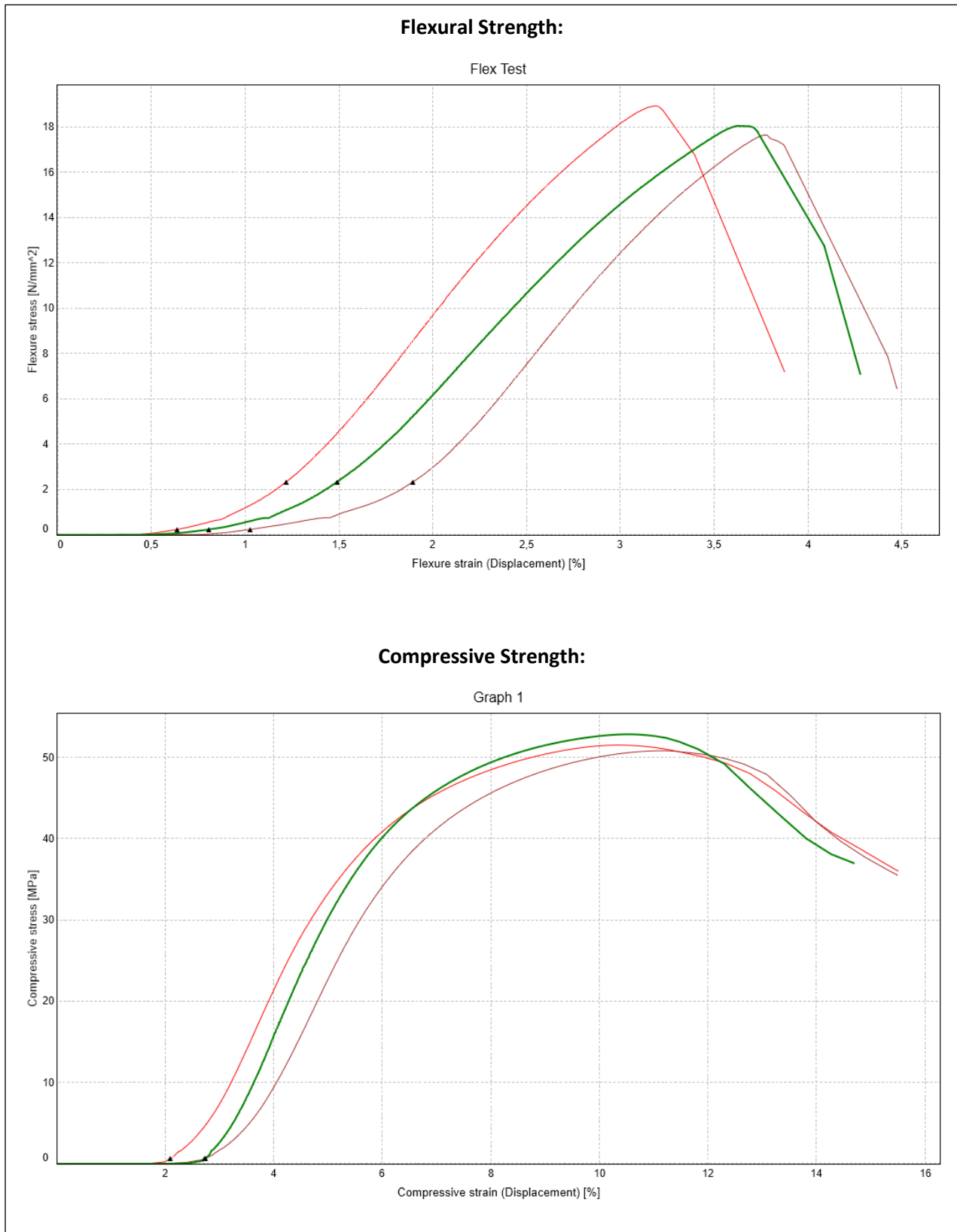
PUCEM TF is an aromatic four component, solvent-free, pigmented, screed floor based on a polyurethane cement. PUCEM TF is known for its great chemical resistance and mechanical strength and is a robust, wear-resistant floor with a long lifespan with an anti-skid finish.

An Eurostep PUCEM TF floor is liquid-tight, making it the ideal floor finish for the food , chemical and the pharmaceutical industry. It excels in chemical resistance against many types of acids, alkalis, salts and solvents, but also against mineral oils, kerosene, petrol, diesel and brake fluids.

Furthermore it also features an extreme heat resistance so it is resistant to thermal shock and thus can withstand hot water. Last but not least the PUCEM TF is characterized by the fast build-up of high strength on a period of short time and still shows an excellent flow and is easy to use.

## Applications:

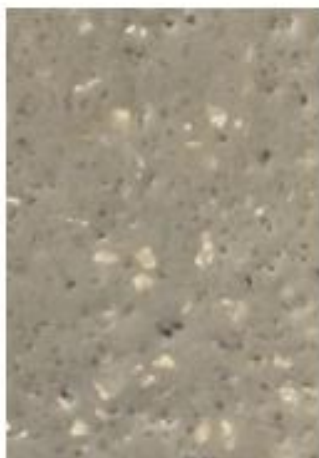
- **Food industry**
- **Chemical industry**
- **Pharmaceutical industry**
- **Dairy industry**
- **Company Kitchen**
- **Bottling lines**



Colors:



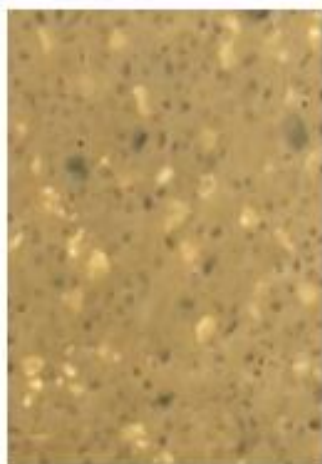
Light grey



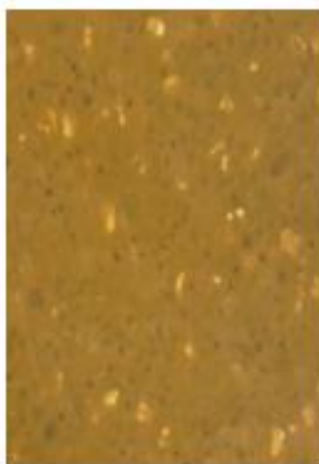
Grey



Dark grey




Light yellow



Yellow



Green



Blue



Red

**Consumption**

<b>Screed floor system</b>	<b>Product</b>	<b>Consumption</b>
Wearing Course	PUCEM TF	6 – 6,5 kg/m <sup>2</sup>
Broadcast	SL-Quartz 0,4 – 0,8	~ 4 kg/m <sup>2</sup>
	SL-Quartz 0,8 – 1,2	~ 4 kg/m <sup>2</sup>
Topcoat	PUCEM L	~ 0,7 kg/m <sup>2</sup> for 0,4 - 0,8 mm
		~ 1,2 kg/m <sup>2</sup> for 0,8-1,2 mm

**Usage:****PAY ATTENTION!**

- Please check if you have the right A and B components.
- Mixing is very important.

Use the mixing time strictly because otherwise no chemical reaction takes place.

- When applying the product please wear protective clothing and gloves.

1. Pour the A-Component into a bucket and add the pigment paste (component D).
2. Then add the complete contents of component B to component A.
3. Mix shortly homogeneous with a Collomix DLX 120 HF/DLX 120 M mixing paddle.
4. Add the filler and mix at full power thoroughly until a lump-free mixture for approximately 1 - 2 minutes.
5. Pour out the mixture and spread the material evenly throughout the room and let it flow for about 10 minutes before the start of the broadcast. Always pour the complete contents of the bucket in 1 go to avoid a fast reaction of material left in the bucket. Use a spiked roller if necessary.  
For even consumption in a large room it is recommended that the space is divided into planes or strips with pieces of tape. That way you can you better regulate consumption.
6. Depending on desired anti-skid level broadcast with 0,4 - 0,8 mm or 0,8 – 1,2 mm quartz.
7. When the entire substrate is coated evenly, the floor needs to cure for approximately 24 hours before it can be walked on. Of course, first test whether the floor is actually is walkable!
8. Now the topcoat PUCEM L can be applied.

**Substrate:**

**The substrate must be sound and sufficiently compression-resistant (at least 25 N/mm<sup>2</sup>), with a minimum adhesive strength of 1.5 N/mm<sup>2</sup>.**

**The substrate must be clean and dry and free of dirt, oil, grease and other soiling.**

**Concrete substrates must be prepared mechanically using abrasive blast cleaning or scarifying equipment to remove cement laitance and achieve an open textured surface.**

**Weak concrete and loose cementitious levelling must be removed and surface damage such as blowholes and voids must be repaired.**

**All dust, loose and friable material must be fully removed from all surfaces before the product is applied, preferably using a brush and/or industrial vacuum cleaner.**

**Remarks:**

**Do not use PUCEM TF on surfaces with rising damp.**

**After application, the PUCEM TF must be protected from moisture, condensation and water for at least 24 hours (+20 °C).**

**Immediately process all the mixed material because otherwise the flow will quickly decrease.**

**Use material with the same batch numbers to ensure an exact and even color.**

**If heating is needed, do not use gas, oil, paraffin or other fossil fuel heaters, as they produce large amounts of CO<sub>2</sub> and water vapor that can adversely affect the finish.**

**Only use electrically powered hot air blower systems when heating is needed.**

**Turn off the underfloor heating during application, and during the first 48 hours you can gradually increase the temperature after this period.**

**Process the PUCEM TF in a room with the windows taped off, to prevent direct sunlight and prevent heating of the floor. Sunlight can be harmful to the floor finish and can cause surface disturbances.**

**Health and Safety Information:**

For information and advice on the safe handling, storage and disposal of chemical products, the user should consult the most recent product safety data sheet, concerning physical, ecological, toxicological and other safety-related data.

**Legal Notice:**

The information, especially the recommendations regarding the application and end use of Eurostep products, is provided in good faith based on Eurostep's current knowledge and experience with products properly stored, handled and applied under normal conditions.

In practice, differences in materials, substrates and actual site conditions may be such that no warranty as to merchantability or fitness for a particular purpose can be derived from this information and advice, nor any liability arising from any legal relationship, based on this information, or from any written recommendations or any other advice given.

Eurostep reserves the right to change characteristics of products.

The property rights of third parties must be respected.

All orders are accepted under the current sales and delivery conditions. Users should always consult the most recent edition of the product safety data sheet for the product in question. Copies of these will be provided upon request.